

Artwork requirements

- Please save artwork as CMYK.
- Please set up ALL artwork at **25%** final size.
- With artwork set up at 1/4 size, please supply ALL artwork with a minimum of 3mm bleed to all outer edges.
- If fonts are used, please outline ALL fonts, where not possible please supply all fonts used.
- Once artwork is received, we will set up on our template and send you a PDF proof for positioning and spelling purposes, please check carefully
- If colour matching is required then please advise.
- We do not print PANTONE, we can print the CMYK equivalent, if you have a preferred CMYK equivalent then please advise.
- Artwork can be supplied by either email, CD/DVD or uploaded to our website www.miragedisplay.co.uk, select Artwork then select Upload Artwork and follow instructions.



Quark Xpress

- Set up CMYK at 1/4 final size
- Collect for Output and supply a Low resolution PDF for visual purposes
- If supplying a High Res PDF do not compress and supply with all bleed and crop marks



Illustrator

- Set up CMYK at 1/4 final size
- OUTLINE ALL FONTS
- Turn off all Overprints, supply all Links and flatten Transparency
- If supplying a High Res PDF do not compress and supply with all bleed and crop marks



InDesign

- Set up CMYK at 1/4 final size
- OUTLINE ALL FONTS
- Please save and supply a High Res PDF do not compress and supply with all bleed and crop marks



Photoshop

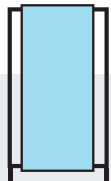
- Set up CMYK at 1/4 final size and 320dpi
- Supply a low resolution PDF for visual purposes
- If artwork set up in Photoshop, text/logos will not be vectored and will have some pixelation when printed full size,
- Save out as a JPEG.




Adobe Acrobat

- If supplying a PDF as your final artwork, ensure all images are not reduced / compressed, crop marks and bleed are included and visual lines are not included inside the artwork.

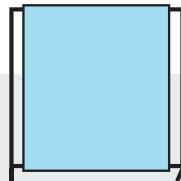
1500mm x 2000mm*




1900mm x 2000mm*




2000mm x 2000mm*




2000mm x 2410mm*



2410mm x 1900mm*



2410mm x 2400mm*



Pegasus Panel Sizes

- 1500mm (w) x 2000mm* (h)
- 1900mm (w) x 2000mm* (h)
- 2000mm (w) x 2000mm* (h)
- 2000mm (w) x 2410mm* (h)
- 2410mm (w) x 1900mm* (h)
- 2410mm (w) x 2400mm* (h)

*Please Note:
An additional 7cm bleed top and bottom must be added for an overlap.
(This will not be visible on the finished stand.)

*Please allow an additional 7cm bleed top and bottom on artwork for an overlap (this will not be visible).