
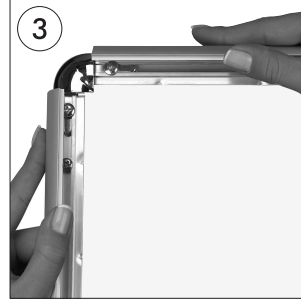
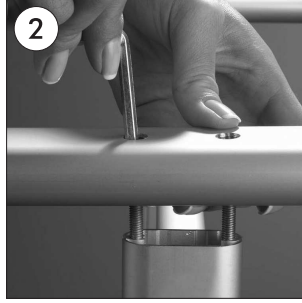



ILLUMINATED INFOBOARD



- Fix the bottom feet to the legs of the stand.
- Fixieren Sie die Fussprofile an die Seitenprofile fest.
- Ayak profillerini yan profillere vidalayarak sabitleyin.



- Open all profiles.
- Alle Profile in der Pfeilrichtung öffnen.
- Kenar profilleri açın.



- Take-off the anti-reflex cover.
- Antireflex -Schutzfolie abheben.
- Anti-reflex korumayı kaldırın.



- Place the poster in. After placing the cover back on the poster, close the profiles.
- Poster einlegen. Antireflex-Schutzfolie auf Poster legen und die Seitenprofile in Pfeilrichtung zuklappen.
- Posteri yerleştirin. Anti-reflex korumayı posterin üzerine yerleştirerek kenar profilleri kapatın.



NOTE:

- Acrylic shelves are optional.
- Ablagen aus Acrylglas sind extra zu bestellen.
- Raf opsiyoneldir.

